

**DRS1E**

**DRS1E80**

**SLS1E**

**SLS1E80**

**DIRECT GLAZED**

6'8" or 8'0" 3/4 LITE DOOR

**AVAILABLE WIDTHS**

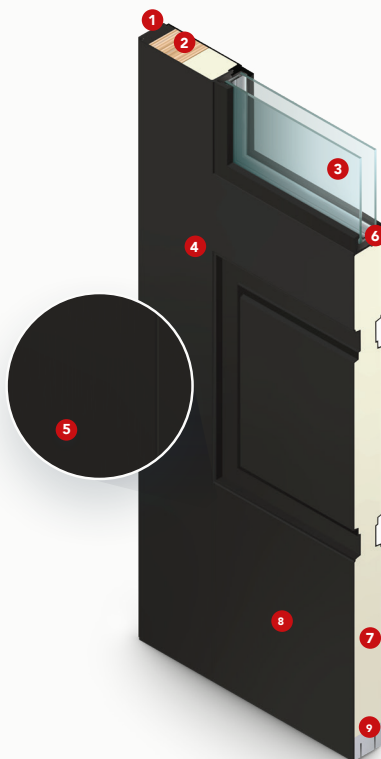
2'6" • 2'8" • 3'0"

# ONYX NOVA 90 3/4 LITE


Enhance the aesthetics and natural lighting of your home with our Nova series, featuring direct glazed glass that creates a seamless and elegant design. Take a step further with our durable onyx pigmented fiberglass skin that gives you the contemporary look of a black door, but eliminates the need for frequent maintenance or painting.

## FEATURES & BENEFITS

- 1 COMPOSITE STILE CAP
- 2 FULL LENGTH LVL  
*(Hinge & Strike side, for extra rigidity)*
- 3 INSULATED 1" GLASS
- 4 ONYX COMPRESSION MOLDED FIBERGLASS SKIN
- 5 BRUSH FINISHED TEXTURE
- 6 INTEGRALLY MOLDED GLASS STOP
- 7 HIGH DENSITY POLYURETHANE FOAM
- 8 ADA COMPLIANT BOTTOM RAIL
- 9 COMPOSITE BOTTOM RAIL




## GLASS OPTIONS\*



**LowE 272** *In-Stock*  
*(LowE 366)*



**RAIN** *In-Stock*



**FLEMISH** *In-Stock*

\*Approximate representations, actual product may vary.