

FACADE ENTRY DOOR UNITS



BEFORE



AFTER



**The look of the
70s and 80s**

**Looks like
an
8-0
Entrance
Unit**



**Updated and Elegant
Transformation**



HARRISDM.COM
706-693-0060

4-9/16 primed Lifetech jbs,
 pvc bm, bronze sill, orb bb hinges

FACADE REPLACEMENT DOOR UNITS

Replaces 10" x 3-0 x 10" with 10" transom
 or
 12" x 3-0 x 12" with 12" transom
Unit Size 60 5/8" x 93 1/4"

Interior

Exterior



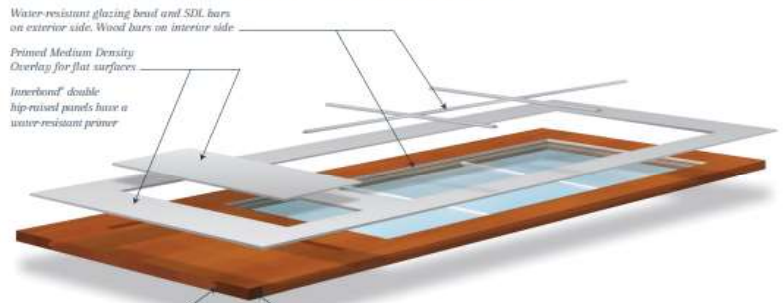
WATERBARRIER® TECHNOLOGY

WaterBarrier® combines a medium density overlay (MDO) over the exterior surface of the door with water-resistant glazing beads and bars for an exterior that's not only resistant to moisture, but provides a beautiful surface for paint. And when combined with any wood species on the inside, you can match your interior woodwork and keep the warmth and natural beauty that wood provides.

PROVEN TRACK RECORD OF PERFORMANCE

- The overlay in WaterBarrier technology is commonly used for street signs and concrete forms
- Minimizes the possibility of stile-and-rail separation
- Excellent durability and resists moisture absorption
- 5-year warranty, no overhang required

WATERBARRIER® TECHNOLOGY



WEATHER SEAL™ PROCESS
 Entire stile-and-rail joints coated and bonded to decrease the possibility of water infiltration

ULTRABLOCK® TECHNOLOGY
 Composite block material finger-jointed into the bottom of the stiles



7501




37504




37506




37508




7621/7631



37604/37614



37626/37636



37628/37638